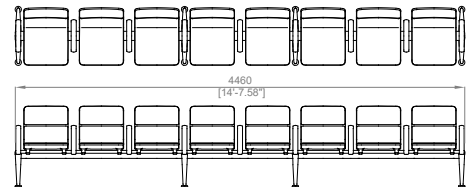
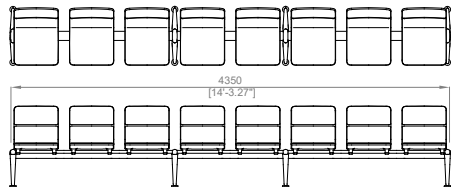


2 to 8 Seat Contact Range (PU Example) at 550mm Seat Centres

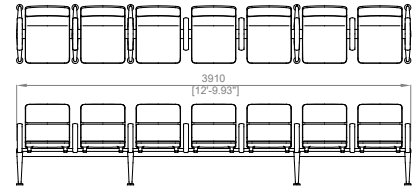
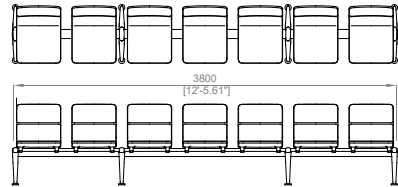
Seat Beams without Arms

Seat Beams with Arms



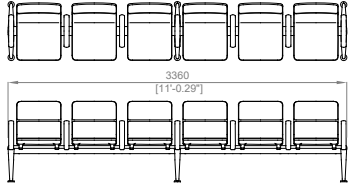
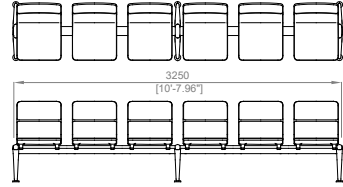
8 Seat Contact (without arms)

8 Seat Contact (with arms)



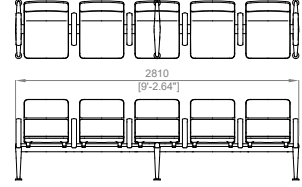
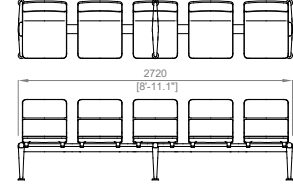
7 Seat Contact (without arms)

7 Seat Contact (with arms)



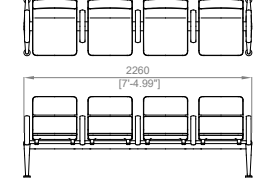
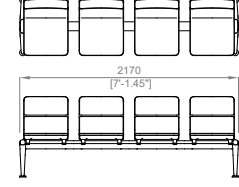
6 Seat Contact (without arms)

6 Seat Contact (with arms)



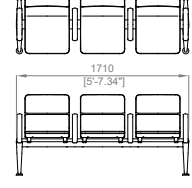
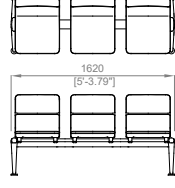
5 Seat Contact (without arms)

5 Seat Contact (with arms)



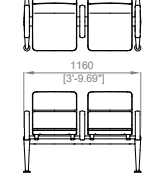
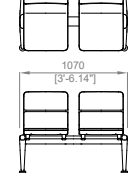
4 Seat Contact (without arms)

4 Seat Contact (with arms)



3 Seat Contact (without arms)

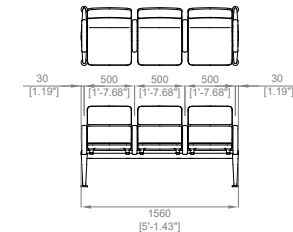
3 Seat Contact (with arms)



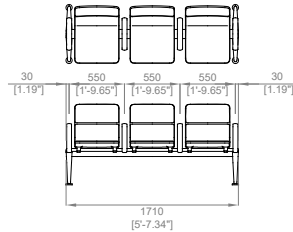
2 Seat Contact (without arms)

2 Seat Contact (with arms)

Possible Seat Centre Range (with Arms) 500 to 550mm

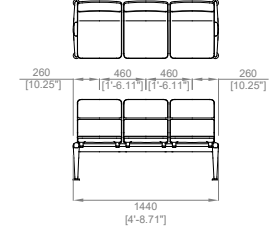


3 Seat Contact PU Seats (with arms) 500mm Seat Centres

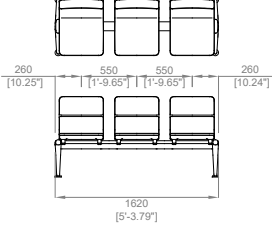


3 Seat Contact PU Seats (with arms) 550mm Seat Centres

Possible Seat Centre Range (without Arms) 460 to 550mm

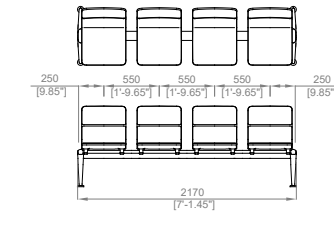


3 Seat Contact PU Seats (without arms) 460mm Seat Centres

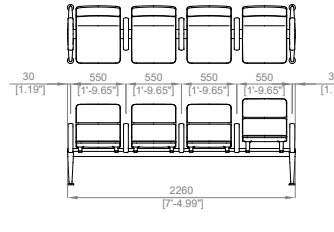


3 Seat Contact PU Seats (without arms) 550mm Seat Centres

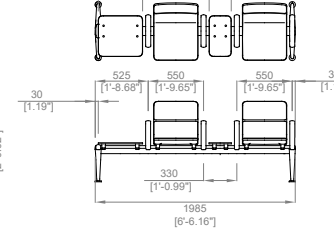
Product Variants



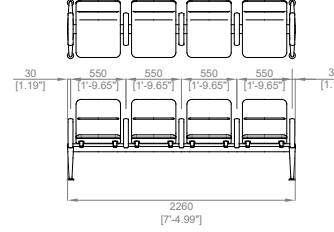
4 Seat Contact PU Seats without Arms



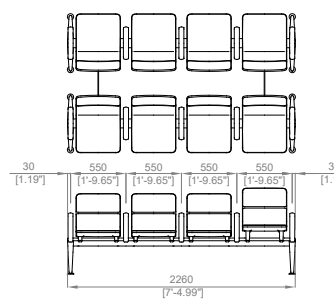
4 Seat Contact PU Seats with DDA Seat



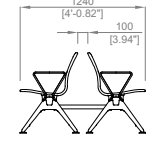
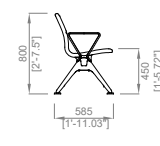
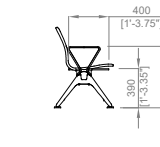
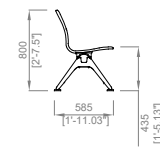
2 Seat Contact PU Seats with Full and Half Tables



4 Seat Contact Upholstered Seats



4 Seat Contact Back to Back PU Seats



REVISIONS				
ISS.	DRAWN CHANGE	DATE	CHECKED BY	DESCRIPTION OF CHANGE
1	DH	26/02/18	IC	New drawing
2	DH	26/02/18	X	Back to back end profile added
3	DH	28/02/18	IC	Dims adjusted and added
4	DH	10/05/18	IC	Mid leg added to 5 seat beam
5	DH	29/08/18	TA	Half table added
6	DH	11/09/18	IC	Added 6 - 8 Seat beam configs
7	DH	03/10/18	IC	Added s/c range to description
8	DH	14/03/18	X	Further detail added

Zoeflig Limited
Modern Furniture Design

Zoeflig

e-mail: enquiries@zoeflig.com
web: www.zoeflig.com

Tel: +44 (0)1288 35 45 12
Fax: +44 (0)1288 35 59 54

Kings Hill Industrial Estate
Bude Cornwall EX23 8BN

3rd Angle Projection

SCALE X : X
DO NOT SCALE DRAWING

TOLERANCES ±
0 = +/- 1.00
0.0 = +/- 0.40
0.00 = +/- 0.20
0.000 = +/- 0.10

ANGULAR +/- 0.25
UNLESS OTHERWISE SPECIFIED

© THE INFORMATION CONTAINED IN THIS DRAWING IS THE SOLE PROPERTY OF ZOEFLIG LTD. ANY REPRODUCTION IN PART OR AS A WHOLE WITHOUT THE WRITTEN PERMISSION OF ZOEFLIG LTD IS PROHIBITED.

JOB: CAD Blocks	
TITLE / DESCRIPTION: Contact	
STATUS: LAYOUT	SHEET OF
DWG NO. 5502	ISSUE: 8