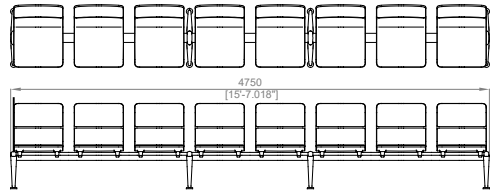
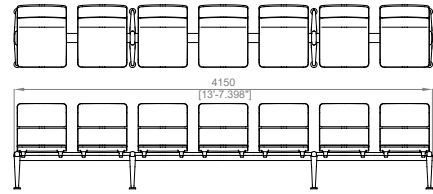


2 to 8 Seat Contact XL Range (PU Example) at 600mm Seat Centres

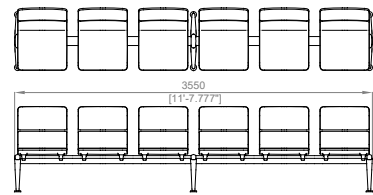
Seat Beams without Arms



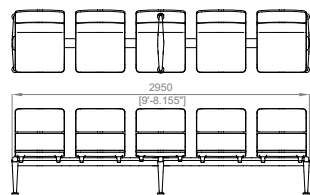
8 Seat Contact XL (without arms)



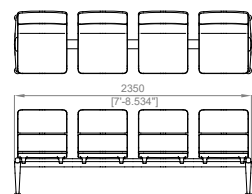
7 Seat Contact XL (without arms)



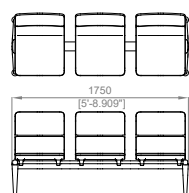
6 Seat Contact XL (without arms)



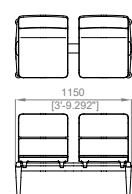
5 Seat Contact XL (without arms)



4 Seat Contact XL (without arms)

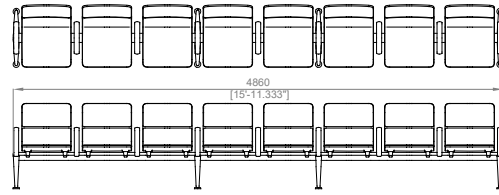


3 Seat Contact XL (without arms)

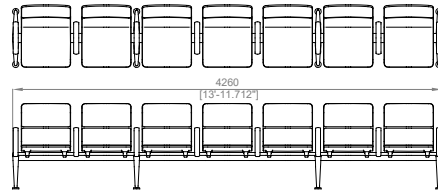


2 Seat Contact XL (without arms)

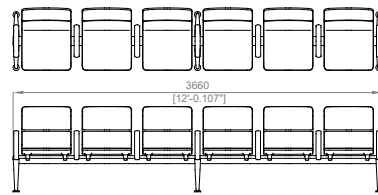
Seat Beams with Arms



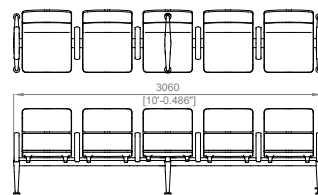
8 Seat Contact XL (with arms)



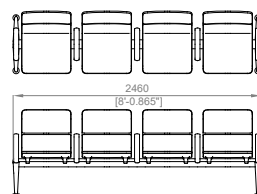
7 Seat Contact XL (with arms)



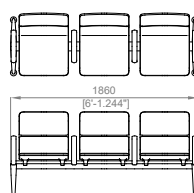
6 Seat Contact XL (with arms)



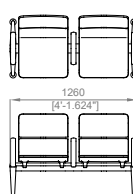
5 Seat Contact XL (with arms)



4 Seat Contact XL (with arms)

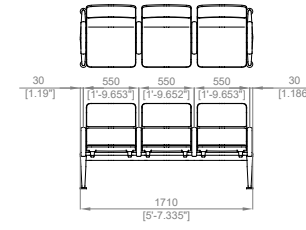


3 Seat Contact XL (with arms)

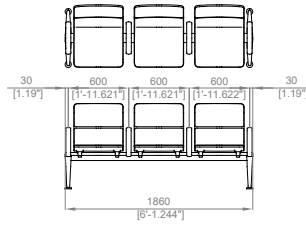


2 Seat Contact XL (with arms)

Possible Seat Centre Range (with Arms) 550 to 600mm

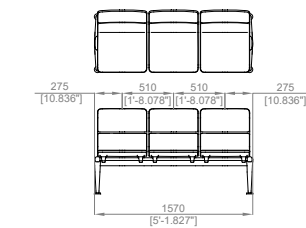


3 Seat Contact XL PU Seats (with arms) 550mm Seat Centres

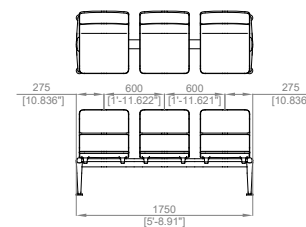


3 Seat Contact XL PU Seats (with arms) 600mm Seat Centres

Possible Seat Centre Range (without Arms) 510 to 600mm

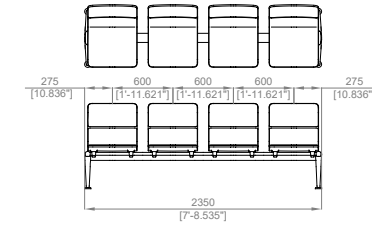


3 Seat Contact XL PU Seats (without arms) 510mm Seat Centres

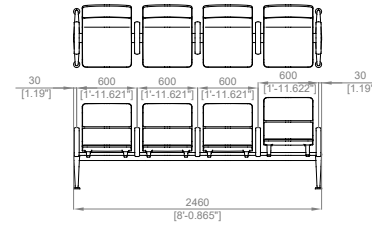


3 Seat Contact XL PU Seats (without arms) 600mm Seat Centres

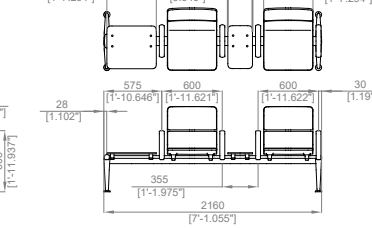
Product Variants



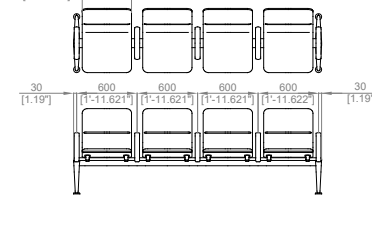
4 Seat Contact XL PU Seats without Arms



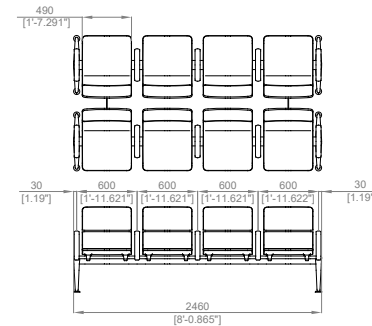
4 Seat Contact XL PU Seats with DDA Seat



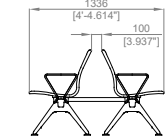
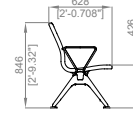
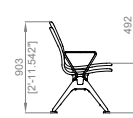
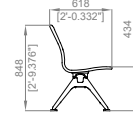
2 Seat Contact XL PU Seats with Full and Half Tables



4 Seat Contact XL Upholstered Seats



4 Seat Contact XL Back to Back PU Seats



REVISIONS				
ISS.	DRAWN CHANGE	DATE	CHECKED BY	DESCRIPTION OF CHANGE
1	DH	16/08/18	X	New Drawing
2	DH	29/08/18	TA	Half table added
3	DH	11/09/18	IC	Added 6 - 8 Seat beam configs
4	DH	03/10/18	IC	Max s/c redu from 650. Add range
5	DH	06/11/18	X	Leg positions resolved

Zoeflig Limited
Modern Furniture Design

Zoeflig

e-mail: enquiries@zoeflig.com
www.zoeflig.com

T: +44 (0)1288 35 45 12
F: +44 (0)1288 35 59 54

Kings Hill Industrial Estate
Bude Cornwall EX23 8DN

3rd Angle Projection

SCALE n/a
DO NOT SCALE DRAWING

TOLERANCES :-
0.0 = +/- 1.00
0.0 = +/- 0.40
0.00 = +/- 0.20
0.000 = +/- 0.10

ANGULAR +/- 0.25
UNLESS OTHERWISE SPECIFIED

DRAFT STANDARD BS: 8888
GEOMETRIC STANDARD ISO 1104-4

DIMENSIONS ARE IN MILLIMETERS
UNLESS OTHERWISE SPECIFIED

© PROPRIETARY AND CONFIDENTIAL
THE INFORMATION CONTAINED IN THIS DRAWING IS THE SOLE PROPERTY OF ZOEFLIG LTD. ANY REPRODUCTION IN PART OR AS A WHOLE WITHOUT THE WRITTEN PERMISSION OF ZOEFLIG LTD IS PROHIBITED.

JOB: CAD Blocks	
TITLE / DESCRIPTION: Contact XL	
STATUS: LAYOUT	SHEET 1 OF 1
DWG NO. 5953	ISSUE: 5